

IAMAW Ballot Registration and Voting – CSX

The Ballot Validation ID number shown below is unique to the ballot created for your vote. This ID will be needed in order to register and vote on your ballot.

Voting Times: Opens on Monday, February 24, 2025, at 8:00am Eastern Time and closes on Thursday, February 27, 2025, at 5:00pm Eastern Time.

Ballot site URL: <https://iamballot.iamaw.org/>

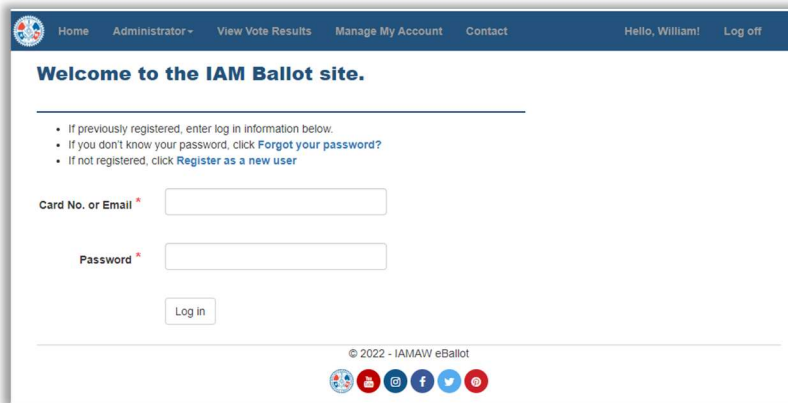
Ballot ID: 317



When you scan the QR code or enter this URL into your web browser, you will be taken to the login page of the ballot site

Enter your credentials if you have previously registered.

Click the “Forgot your password” link if you do not remember the password you registered with.

A screenshot of the IAM Ballot site login page. The page has a dark blue header with navigation links: Home, Administrator+, View Vote Results, Manage My Account, Contact, Hello, William!, and Log off. Below the header, the main content area is white with a blue border. It starts with the heading "Welcome to the IAM Ballot site." followed by three bullet points: "If previously registered, enter log in information below.", "If you don't know your password, click [Forgot your password?](#)", and "If not registered, click [Register as a new user](#)". There are two input fields: "Card No. or Email *" and "Password *". Below the fields is a "Log in" button. At the bottom, there is a copyright notice "© 2022 - IAMAW eBallot" and a row of social media icons for YouTube, Instagram, Facebook, Twitter, and LinkedIn.

Enter the Ballot Validation ID number.

Click the “Validate” button.

Home Contact

Ballot Id Validation.

Ballot id * Validate

© 2022 - IAMAW eBallot

Register with IAM Card Number

If you know your IAM card number, enter your required information now. NOTE, all fields are required and password created must meet the required password format as shown.

If you don't know your IAM card number, click on the "No card number? Register as guest" link.

Register.

Create a new account

[Already registered?](#)

[No card number? Register as a guest.](#)

IAMAW Card No. * Example: XX012345

Company * Company Name

Email * Email Address

Password Format

- must be at least 6 characters long
- contain a special character
- contain a digit
- contain an uppercase letter
- contain a lowercase letter

Password * Password

Confirm password * Confirm Password

© 2022 - IAMAW eBallot

Register as Guest (IAM Card Number Unknown)

Enter your information in the required fields marked with an asterisk (*). Click the “Register” button.


Register.

Already registered?
Have an IAM card number? Register as a member.

Create a new account

First Name *

Last Name *

Birth Date 

Employee Number

Company *

Email *


Password Format

- must be at least 6 characters long
- contain a special character
- contain a digit
- contain an uppercase letter
- contain a lowercase letter

Password *

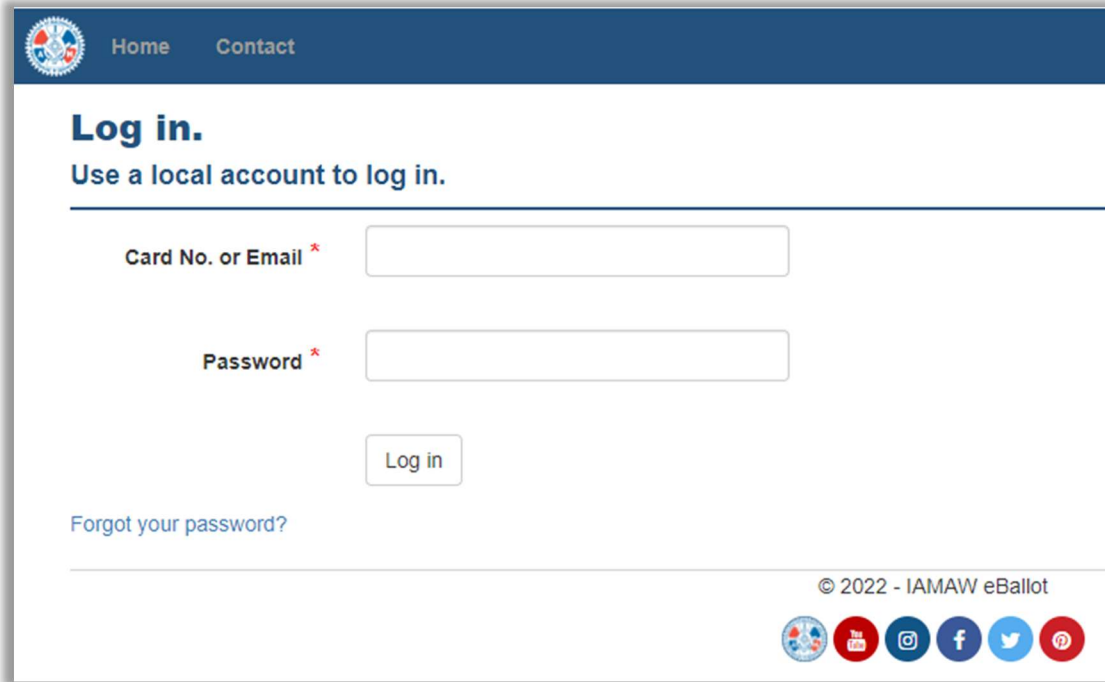
Confirm password *

© 2022 - IAMAW eBallot



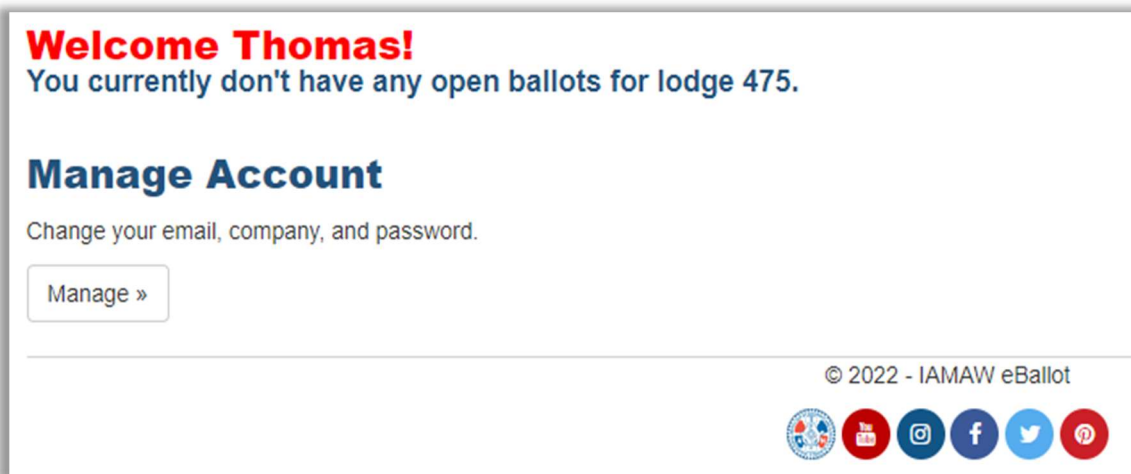
Logging In

When logging in to vote after pre-registration, you **MUST** login with the same information you registered with. So if you registered as a “guest” using your email address, you will need to enter your email address in the “Card No. or Email” field. If you registered with your IMAW card/book number, you will enter that when logging in.



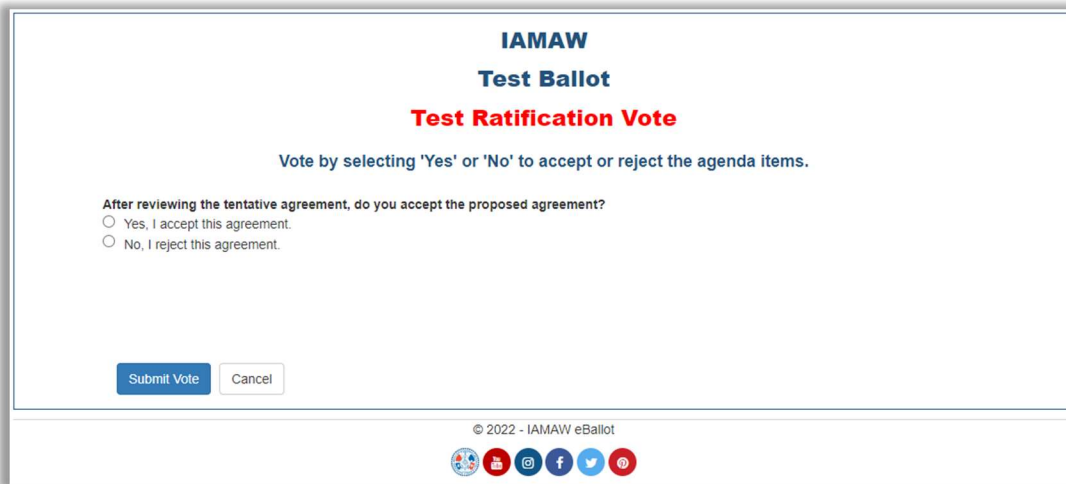
The screenshot shows the login interface of the IMAW eBallot system. At the top, there is a dark blue navigation bar with the IMAW logo on the left and the links "Home" and "Contact" on the right. Below the navigation bar, the heading "Log in." is displayed in a large, bold, dark blue font, followed by the instruction "Use a local account to log in." in a smaller, dark blue font. The main content area contains two input fields: "Card No. or Email" with a red asterisk and a "Password" field with a red asterisk. Below these fields is a "Log in" button. A link for "Forgot your password?" is located below the password field. At the bottom right of the page, there is a copyright notice "© 2022 - IMAW eBallot" and a row of social media icons for YouTube, Instagram, Facebook, Twitter, and Pinterest.

After logging into the site you will see the following screen if the ballot is **NOT** open.



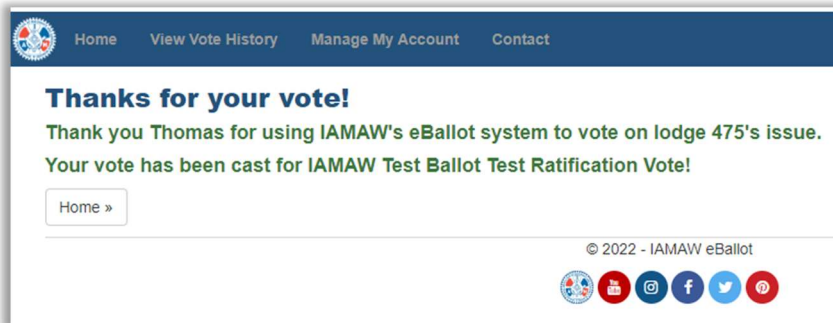
The screenshot shows the user dashboard after logging in. At the top, a large red heading reads "Welcome Thomas!". Below this, a blue message states "You currently don't have any open ballots for lodge 475." The main section is titled "Manage Account" in a bold, dark blue font, with the instruction "Change your email, company, and password." below it. A "Manage »" button is positioned below the instruction. At the bottom right, there is a copyright notice "© 2022 - IMAW eBallot" and a row of social media icons for YouTube, Instagram, Facebook, Twitter, and Pinterest.

If the ballot is open for voting you will see the following screen showing your ballot questions and any attached documents for review.

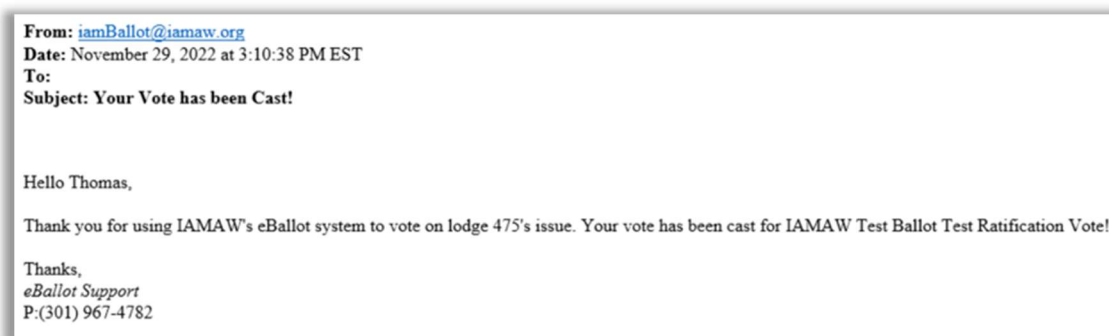


The screenshot shows a web interface for an IAMAW Test Ballot. At the top, it says "IAMAW Test Ballot" in blue, followed by "Test Ratification Vote" in red. Below this, it instructs the user to "Vote by selecting 'Yes' or 'No' to accept or reject the agenda items." A question is posed: "After reviewing the tentative agreement, do you accept the proposed agreement?" with two radio button options: "Yes, I accept this agreement." and "No, I reject this agreement." At the bottom left, there are two buttons: "Submit Vote" (blue) and "Cancel" (white). At the bottom center, there is a copyright notice "© 2022 - IAMAW eBallot" and a row of social media icons for YouTube, Instagram, Facebook, Twitter, and Pinterest.

Make your desired selections for each question on your ballot. Click the “Submit Vote” button to submit your ballot. You will see the confirmation screen after casting your vote. You will also receive a confirmation email to the email used when registering.



The screenshot shows a confirmation screen on the IAMAW eBallot system. At the top, there is a navigation bar with links for "Home", "View Vote History", "Manage My Account", and "Contact". The main heading is "Thanks for your vote!" in blue. Below this, it says "Thank you Thomas for using IAMAW's eBallot system to vote on lodge 475's issue. Your vote has been cast for IAMAW Test Ballot Test Ratification Vote!" in green. There is a "Home »" button. At the bottom, there is a copyright notice "© 2022 - IAMAW eBallot" and a row of social media icons for YouTube, Instagram, Facebook, Twitter, and Pinterest.



The screenshot shows an email confirmation message. The header includes: "From: iamBallot@iamaw.org", "Date: November 29, 2022 at 3:10:38 PM EST", "To:", and "Subject: Your Vote has been Cast!". The body of the email says: "Hello Thomas, Thank you for using IAMAW's eBallot system to vote on lodge 475's issue. Your vote has been cast for IAMAW Test Ballot Test Ratification Vote! Thanks, eBallot Support P:(301) 967-4782".

Congratulations, you have cast your vote!!

Click the “Cancel” button to cancel out of your vote. You can login to vote at another time within the time period set by the Ballot Administrator.